


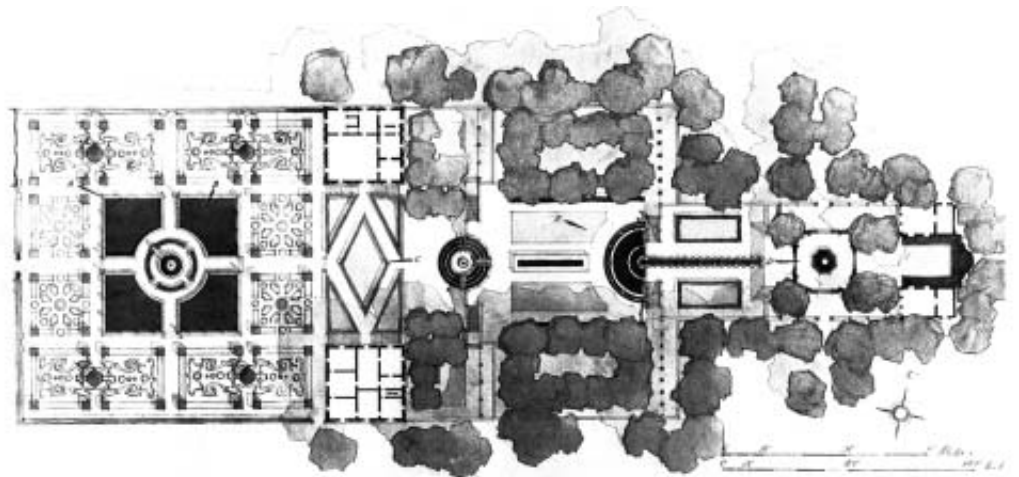
CALL FOR ENTRIES



ASLA

2005 CTASLA Connecticut Design Awards

Recognizing excellence in landscape architectural design, landscape planning and analysis, landscape architectural communications, and landscape architectural research.



Connecticut Chapter Awards Program American Society of Landscape Architects

Completed Works of Connecticut Landscape Architects

Eligibility

All entries for which either the submitted project or the submitter is located in the State of Connecticut will be accepted from individuals and offices. Entrant(s) must be licensed as a Landscape Architect in the State of Connecticut.

Entry Categories

Landscape architectural projects may be entered for judging in one of the following categories. Any special conditions for each category must be met in order to be considered.

■ *Landscape Architectural Design – Built Work:*

Recognizes constructed, site-specific work of landscape architectural design that has been constructed and is currently in good condition. The work must have been prepared by a licensed Landscape Architect — include Connecticut license number with entry for the following categories:

- **Residential**
- **Municipal/Public Spaces**
- **Corporate/Institutional**

■ *Landscape Planning and Analysis:*

Recognizes the wide variety of professional activity that leads to, guides or evaluates landscape architectural design, including development plans, government policies, programs and legislature, environmental analysis and various landscape analysis activities.

■ *Landscape Architectural Communication:*

Examines achievements in communicating landscape architectural information, technology, theory or practice to those within and/or outside the profession.

■ *Landscape Architectural Research:*

Recognizes outstanding works of rigorous research that examines a problem related to landscape architecture and arrives at original findings or solutions of value to the profession.

Entry Requirements

To be eligible, all entries must include the following:

- Completed official entry form signed by entrant, accompanied by entry fee
- Organized entry — including typed project description (maximum two pages), plans, photographs and/or renderings on 24" X 36" foam core or gator board (Built Work) or letter-sized binder (other categories) — see specific requirements to follow
- Digitized scans and/or digital images — see specific requirements to follow
- A sealed envelope attached to the back of the board, or inside the binder, containing the name of the project and the name, address, telephone number and email address of the entrant

Note: All references to the identity of the entrant must be deleted from photographs, renderings, plans and other information.

Specific entry requirements for each category including the following:

■ *Landscape Architectural Design (any subcategory):*

- 24" X 36" foam core or gator board showing plans, color photographs and/or renderings with explanatory captions
- Separate typed project narrative
- Minimum 6 representative high-resolution scans and/or digital images (including plan) with project narrative in Word format submitted on CD-ROM

■ *Landscape Planning and Analysis:*

- Copy of the planning/analysis document with separate typed project narrative
- Minimum 6 representative high-resolution scans and/or digital images (including plan, if appropriate) with project narrative in Word format submitted on CD-ROM
- Optional (additional): project presentation on 24" X 36" board

■ *Landscape Architectural Communication:*

- At least one of the following: copy of the communication document OR a five-min. video presentation in VHS format OR project presentation on 24" X 36" board
- Separate typed project narrative
- Minimum 6 representative high-resolution scans and/or digital images (including plan, if appropriate) with project narrative in Word format submitted on CD-ROM

■ *Landscape Architectural Research:*

- Copy of report or summary of research with separate typed project narrative
- Minimum 6 representative high-resolution scans and/or digital images (including plan, if appropriate) with project narrative in Word format submitted on CD-ROM
- Optional (additional): project presentation on 24" X 36" board

Requirements for scans/digital submissions:

- Line art (i.e., black and white plans or line drawings) should be scanned at 600+ dpi (1,000 dpi optimal) and saved in Bitmap mode at a final size approximately equivalent to 50 square inches (or larger)
- Photographs and other continuous-tone images should be scanned at 300 dpi and saved in color-CMYK mode at a final size approximately equivalent to 50 square inches (or larger)
- Digital cameras should be set on highest-quality setting (or largest physical print size) before taking photos for Design Awards submissions!
- All scans/digital images should be saved as TIFF or JPG file format

Note: *Submissions failing to meet all of the Entry Requirements will be rendered in default and will not be judged.*

Awards

The following awards may be presented by the jury:

Jury's of Excellence Award

Only one President's Award of Excellence may be awarded to a project in each subcategory if merited by the judges. This award is for an outstanding advancement of the landscape architectural profession which exemplifies the stewardship ethic upon which the profession was founded.

Honor Award

A maximum of 20 percent of the entries in any of the four subcategories may be given this award for the most outstanding projects in a subcategory.

Merit Award

Any number of this award may be given in each subcategory at the discretion of the jury to recognize superior professional accomplishment.

Criteria for Judging

The criteria to be used for judging shall include the following:

- *Landscape Architectural Design:*
 - description and solution of goals and objectives of project
 - quality of design solution
 - choice and appropriateness of building materials and plants
 - execution and appearance of installed work (for built work only)
 - planning for long-term maintenance
 - context or relationship to its surroundings
 - overall significance to the profession and the environment
 - quality of design solution within budgetary constraints (for built work only)
- *Landscape Planning and Analysis:*
 - represents excellence or leading edge of landscape architectural practice
 - exhibits new technology, a pioneering use of previously created methodology, a uniquely effective means of combining, presenting and programming landscape architectural techniques
 - represents an outstanding way of ensuring that landscape architecture has a significant opportunity to impact the environment or environmental decision-making
- *Landscape Architectural Communication:*
 - the entry's quality of content and presentation
 - usefulness to the intended reader or viewer
 - overall significance to the profession, the public and/or the environment
- *Landscape Architectural Research:*
 - importance of issue being addressed
 - strength and clarity of research methodology
 - quality of presentation
 - usefulness to the intended audience
 - relevance to the profession

Jury

The jury will be composed of out-of-state professionals unaffiliated with CTASLA.

Deadline/Announcement of Winners

All entries must be received at the CTASLA Office by 5:00 p.m. on Friday, October 14, 2005. Award winners will be announced at the Chapter holiday program in December. **All submissions become the property of CTASLA.**

Shipping Instructions


All entry submissions with completed entry forms shall be sent to:
CTASLA, 87 Willow Street, New Haven, CT 06511

Publicity of Award Winners

- Photographs, boards and supporting documents will be used for publicity purposes.
- Award-winning projects will be published in *The Connecticut Landscape Architect* and *CTASLA Handbook*.
- Chapter will send press releases on winning entries to local media and related professional publications. Entrants may request specific publications for publicity.

Questions?

Call Tom Tavella at 860-652-8227 or CTASLA at 800-878-1474.



2005 CTASLA CONNECTICUT DESIGN AWARDS

ASLA

Entry Form

Please submit a separate form with each entry.

Project Name _____

Project Location _____

Signature of Registered Landscape Architect and Registration Number

SIGNATURE

CONNECTICUT REGISTRATION NUMBER

Entry Category

- Landscape Architectural Design – Built Work
 - Residential
 - Municipal/Public Spaces
 - Corporate/Institutional
- Landscape Planning and Analysis
- Landscape Architectural Communications
- Landscape Architectural Research

Entry Fee Enclosed (make check payable to "CTASLA")

- ASLA Member: \$75.00
- Non-ASLA Member: \$150.00

Note: These guidelines and entry form are also posted at www.ctasla.org in Acrobat format.